

# AMP Emerging Markets Index Fund

Wholesale Investor (O Class)  
Monthly Update for September 2024



## Description

The Investment Option holds large and mid-cap securities across Emerging Markets countries. The index covers approximately 85% of the free float-adjusted market capitalisation in each country. The Investment Option seeks to track the return of the MSCI Emerging Markets ex Tobacco Net Australian dollars Index before taking into account fees, expenses, and tax.

## Investment Objective

To track the return of the MSCI Emerging Markets ex Tobacco Net Index in Australian dollars before taking into account fees, expenses and tax.

Key Information	
APIR code	IPA8958AU
Manager name	AMP Investments (National Mutual Funds Management Ltd)
Inception date	30 September 2022
Withdrawal frequency	Daily
Distribution frequency	Half-yearly
Minimum investment horizon	7 years
Investment management fee <sup>(i)</sup>	0.15% pa
Total indirect costs <sup>(ii)</sup>	0.02% pa
Performance fee	0.00% pa
Buy/Sell spread	0.17%/0.24%
Risk level (1-7)	7 – Very High
Total fund size (millions)	\$775.1

(i) You should refer to the current PDS or other offer document for the relevant Fund available at [amp.com.au/investments](http://amp.com.au/investments) for the latest ongoing annual fees and costs as well as member activity-related fees and costs (if applicable).

(ii) Total indirect costs are taken from the latest data available 13 May 2024 and may differ for what is disclosed in the PDS.

## Performance History

Performance <sup>(i)</sup>	1 mth (%)	3 mth (%)	6 mth (%)	1 yr (%)	3 yr (% pa)	Since Inception (% pa)
Gross return	4.26	4.48	7.13	17.09	N/A	14.11
Net return after fees	4.25	4.43	7.04	16.96	N/A	13.92
Benchmark	4.33	4.61	7.31	17.26	N/A	14.21

(i) Past performance is not a reliable indicator of future performance.

## Why AMP Emerging Markets Index Fund?

1. Low-cost way to access a diverse range of underlying securities.
2. Passive security replicating standard indices and deliver consistent performance.
3. An efficient investment solution leveraging market leading expertise and scale.
4. Highly liquid investment.

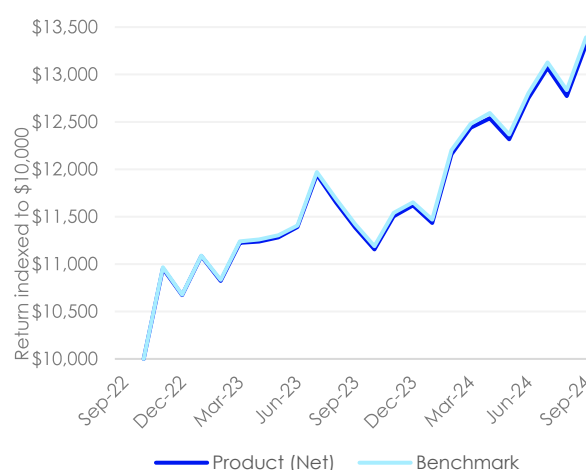
## Target Investor

This product is intended for a consumer who is seeking capital growth and potentially some income distributions. It has a very high risk/return profile and is intended for use for up to a core component of an investment portfolio. It is likely to be consistent with the financial situation and needs of a consumer with a minimum investment timeframe of 7 years and who is unlikely to need to withdraw their money on less than one week's notice.

## Growth of \$10,000 invested

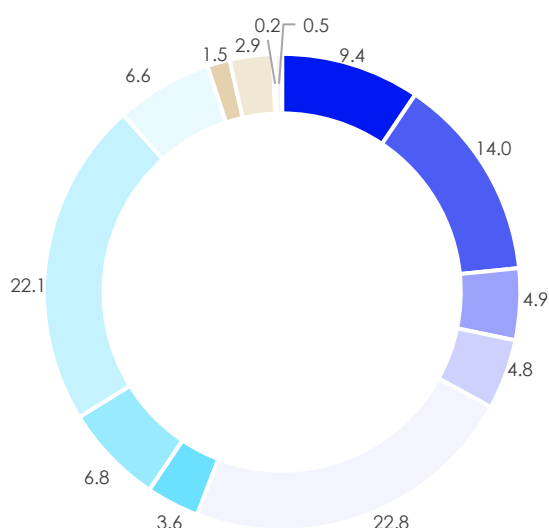
### Cumulative monthly returns net of fees

31 October 2022 to 30 September 2024



— Product (Net) — Benchmark

## Global Industry Classification Standard




Asset class	Actual allocation (%)
Communication Services	9.4
Consumer Discretionary	14.0
Consumer Staples	4.9
Energy	4.8
Financials	22.8
Health Care	3.6
Industrials	6.8
Information Technology	22.1
Materials	6.6
Real Estate	1.5
Utilities	2.9
Cash	0.2
Futures	0.5

Allocation data may not add to 100% due to rounding

## Top 10 holdings

	Weight (%)
Taiwan Semiconductor Manufacturing Company Limited	8.99
Tencent Holdings Ltd	4.52
Samsung Electronics Co Ltd	3.10
Alibaba Group Holding Ltd	2.60
Meituan	1.34
Reliance Industries Ltd	1.30
PDD Holdings Inc	1.13
HDFC Bank Ltd	1.04
ICICI Bank Ltd	0.96
Infosys Ltd	0.91



### Duy To

Head of Public Markets

Duy is the Head of Public Markets and portfolio manager for the Australian Shares and Emerging Markets sector portfolios. In this role he is responsible for leading investment strategy, portfolio construction and manager selection across the Public Markets team. Duy has over 14 years' experience in investment management specifically focused on managing multi-manager portfolios. He joined AMP Capital in October 2007. Prior to this, he held various pricing and valuation actuarial analyst roles at AMP Financial Services and AXA Asia Pacific across wealth management, annuities, individual risk and group risk product lines. He has also worked as a Financial Analyst at the ACT Department of Treasury. Duy holds a double degree in Actuarial Studies and Commerce from ANU. He is an Associate of the Institute of Actuaries and a CFA charterholder. Duy is currently undertaking a PhD in Finance at Bond University.

### What you need to know

While every care has been taken in the preparation of this document, NMFМ makes no representation or warranty as to the accuracy or completeness of any statement in it including without limitation, any forecasts. Actual future results and operations could vary materially from any forecasts, estimates, or opinions. NMFМ will not necessarily update the recipient of this document if any facts set out in this document subsequently change. This document has been prepared for the purpose of providing general information, without taking account of any particular investor's objectives, financial situation or needs. Investors should, before making any investment decisions, consider the appropriateness of the information in this document, and seek professional advice, having regard to their objectives, financial situation and needs. ipac Asset Management Limited (ABN 22 003 257 225, AFSL 234655) (IAML), is the responsible entity of the AMP Emerging Markets Index Fund and the issuer of the units in the Fund. To invest in the Funds, investors will need to obtain and consider the current PDS or other offer document for the relevant Funds available at [amp.com.au/investments-pds](http://amp.com.au/investments-pds), TMD available at [amp.com.au/investments-tmd](http://amp.com.au/investments-tmd) and our FSG online. The Offer Document contains important information about investing in the Fund and it is important that investors read the Offer Document before making a decision about whether to acquire units in the Fund. Neither IAML, NMFМ nor any other company in the AMP Group guarantees the repayment of capital or the performance of any product or any particular rate of return referred to in this document. Past performance is not a reliable indicator of future performance.